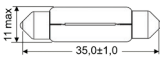

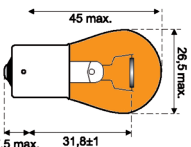

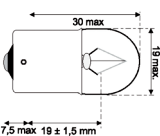

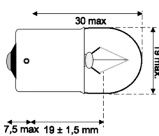

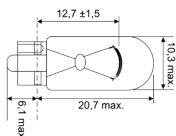

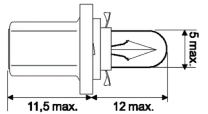

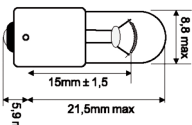

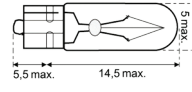

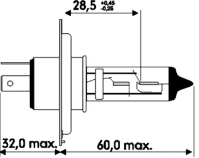

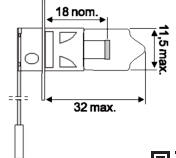

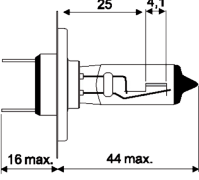

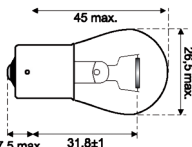

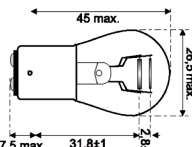

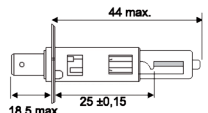


Glühlampen 24 V (Schublade 6)

<p>10 x 1712</p>  <p>11 max. 35,0±1,0</p> 				
<p>10 x 1393</p>  <p>45 max. 26,5 max. 7,5 max. 31,8±1</p> 	<p>10 x 1406</p>  <p>30 max. 19 max. 7,5 max 19 ± 1,5 mm</p> 	<p>10 x 1416</p>  <p>30 max. 19 max. 7,5 max 19 ± 1,5 mm</p> 	<p>10 x 1622</p>  <p>12,7 ±1,5 10,3 max. 20,7 max. 6,1 max.</p> 	<p>10 x 1662</p>  <p>5 max. 11,5 max. 12 max.</p> 
			<p>10 x 1506HDLL</p>  <p>8,8 max. 15mm ± 1,5 21,5mm max. 5,9 max.</p> 	<p>10 x 1602</p>  <p>5 max. 5,5 max. 14,5 max.</p> 
<p>4 x 1102HDLL</p>  <p>28,5 ±0,2 32,0 max. 60,0 max.</p> 	<p>4 x 1122</p>  <p>18 nom. 11,5 max. 32 max.</p> 	<p>4 x 1119</p>  <p>25 4,1 16 max. 44 max.</p> 	<p>5 x 1326</p>  <p>45 max. 26,5 max. 7,5 max. 31,8±1</p> 	<p>5 x 1342</p>  <p>45 max. 26,5 max. 7,5 max. 31,8±1</p> 
	<p>4 x 1112</p>  <p>44 max. 18,5 max. 25 ±0,15</p> 